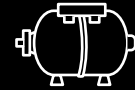


Tanks

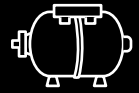


Vertical-horizontal pressure tanks with pressure gauge
Stainless steel (inox) horizontal pressure tanks
Galvanized tanks

Italian tanks



IBO ITALY fix membrane tanks
Cwu IBO ITALY pressure vessels
Ibo ITALY FIX membrane pressure vessels
Co IBO heats pressure vessels



Pressure tanks horizontal

With pressure gauge

The 24 -150 horizontal pressure tanks for storing water in water supply systems. IBO pressure vessels are used to stabilize water pressure and increase the live volume of water supply systems. Designed to operate with pumps with parameters matching the tank parameters. The tanks are made of thick carbon steel and coated with a special anti-corrosion varnish. There are EPDM rubber diaphragms inside the tanks creating a membrane between the water inside it and the outer jacket of the tank. Compressed air between the membrane and the tank body releases water from the tank under pressure. By using tanks in booster sets, the number of pump starts in a given period of time can be limited, which results in the extended lifespan of the entire system. Additionally, 50 and 100 tank models are available with a built-in pressure gauge. The volume of water inside the tank is the difference between the tank body volume and the volume of air around the membrane.

The tanks are equipped with a special valve for filling or releasing air from the tank - the same valve as the one used in car tyres is located at the rear of the tank, under the cover.

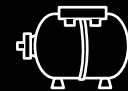
IBO pressure vessels are pressure equipment compliant with requirements of Directive 2014/68/EU.

Application:

Connected with surface or deep-well pumps, they create booster sets for supplying water to allotments, single and multi-family houses, farms and enterprises from their own intakes.



MODEL	Inlet/outlet (inch)	Operating temperature (°C)	Max. tested PT pressure (bar)	Precharge pressure (bar)	Dimension W/D (cm)	Dimension H (mm)
Horizontal pressure tank 24	1	0-60	8	1,7 +/-10%	28,7 × 42,5	440
Horizontal pressure tank 50	1	0-60	8	1,7 +/-10%	38 × 55	525
Horizontal pressure tank 50 with pressure gauge	1	0-60	8	1,7 +/-10%	48 × 61	525
Horizontal pressure tank 80	1	0-60	8	1,7 +/-10%	48 × 61	595
Horizontal pressure tank 100	1	0-60	8	1,7 +/-10%	46 × 70	645
Horizontal pressure tank 100 with pressure gauge	1	0-60	8	1,7 +/-10%	64 × 51	645
Horizontal pressure tank 150	1	0-60	8	1,7 +/-10%	85 × 53	870



Pressure tanks vertical / horizontal

With pressure gauge

The 24–150 horizontal pressure tanks for storing water in water supply systems. IBO pressure vessels are used to stabilize water pressure and increase the live volume of water supply systems. Designed to operate with pumps with parameters matching the tank parameters. The tanks are made of thick carbon steel and coated with a special anti-corrosion varnish. There are EPDM rubber diaphragms inside the tanks creating a membrane between the water inside it and the outer jacket of the tank. Compressed air between the membrane and the tank body releases water from the tank under pressure. By using tanks in booster sets, the number of pump starts in a given period of time can be limited, which results in the extended lifespan of the entire system. Additionally, the 50 and 100 tank models are available with a built-in pressure gauge. The volume of water inside the tank is the difference between the tank body volume and the volume of air around the membrane.

The tanks are equipped with a special valve for filling or releasing air from the tank - the same valve as the one used in car tyres is located at the rear of the tank, under the cover.

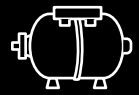
IBO pressure vessels are pressure equipment compliant with requirements of Directive 2014/68/EU.

Application:

W połączeniu z pompami powierzchniowymi lub głębinowymi tworzą zestawy hydroforowe, przeznaczone do zasilania w wodę z ujęć własnych działek, domów jedno- i wielorodzinnych, gospodarstw rolnych oraz przedsiębiorstw.



MODEL	Inlet/outlet (inch)	Operating temperature (°C)	Max. tested PT pressure (bar)	Precharge pressure (bar)	Dimension W/D (cm)	Dimension H (mm)
Vertical/horizontal pressure tank type 50	1	0–60	8	1,7 +/- 10%	38 × 55	620
Vertical/horizontal pressure tank type 80	1	0–60	8	1,7 +/- 10%	48 × 61	680
Vertical/horizontal pressure tank type 100	1	0–60	8	1,7 +/- 10%	46 × 70	760
Vertical/horizontal pressure tank type 150	1	0–60	8	1,7 +/- 10%	85 × 53	1040



Horizontal pressure tanks Inox

Stainless steel INOX

The 24 - 100 horizontal pressure tanks made of AISI 304 stainless steel for storing water in water supply systems. Tank jacket and flange are made of stainless steel. IBO pressure vessels are used to stabilize water pressure and increase the live volume of water supply systems. Designed to operate with pumps with parameters matching the tank parameters. Due to the stainless steel finish, the tanks can be installed in wells and wet rooms without the risk of early corrosion. There are EPDM rubber diaphragms inside the tanks creating a membrane between the water inside it and the outer jacket of the tank. Compressed air between the membrane and the tank body releases water from the tank under pressure.


By using tanks in booster sets, the number of pump starts in a given period of time can be limited, which results in the extended lifespan of the entire system. Additionally, the 50 and 100 tank models are available with a built-in pressure gauge. The volume of water inside the tank is the difference between the tank body volume and the volume of air around the membrane.

The tanks are equipped with a special valve for filling or releasing air from the tank - the same valve as the one used in car tyres is located at the rear of the tank, under the cover.

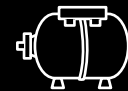
IBO pressure vessels are pressure equipment compliant with requirements of Directive 2014/68/EU.

Application:

Connected with surface or deep-well pumps, they create booster sets for supplying water to allotments, single and multi-family houses, farms and enterprises from their own intakes.



MODEL	Inlet/outlet (inch)	Operating temperature (°C)	Max. tested PT pressure (bar)	Precharge pressure (bar)	Dimension W/D (cm)	Dimension H (mm)
Horizontal inox pressure tank type 24	1	0-60	8	1,7 +/-10%	28,7 x 42,5	450
Horizontal inox pressure tank type 50	1	0-60	8	1,7 +/-10%	38 x 55	530
Horizontal inox pressure tank type 80	1	0-60	8	1,7 +/-10%	48 x 61,5	590
Horizontal inox pressure tank type 100	1	0-60	8	1,7 +/-10%	46 x 70	670

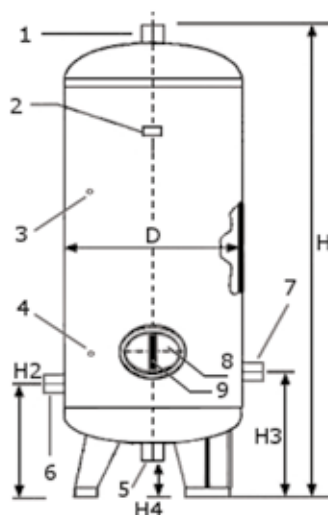


Galvanized tanks

Corrosion-resistant vertical air-over-water tanks made of zinc-coated low-carbon sheet metal. Tank jacket and flange are made of galvanized steel. Galvanized tanks are designed to stabilize water pressure and increase the live volume of water supply systems. Designed to operate with pumps with parameters matching the tank parameters. Due to the galvanized steel finish, the tanks can be installed in wells and wet rooms, and even externally without the risk of early corrosion. The tanks are available in capacity from 100 to 2000 litres. Maximum permissible pressure in the tank is 6 bar. Our offer also includes fittings for galvanized tanks.

Application:

Water storage. In combination with surface or deep-well pumps used to supply water to single and multi-family houses, farms and in industrial applications. As the only tanks, air-over-water tanks are suitable for installation in water supply systems with block filters and where additional water oxygenation is required.



1. Króciec G 2"
2. Tabliczka znamionowa
3. Króciec wodowskazu G 1/2"
4. Króciec wodowskazu G 1/2"
5. Króciec G 2" dla rozmiarów: 100L, 500L
6. Rura dolotowa (wylotowa) G 1 1/4" (dla 100L - 1")
dla rozmiarów: 150L, 200L, 300L - Króciec dolotowy G 1 1/4"
7. Rura dolotowa (wylotowa) G 1 1/4" (dla 100L - 1")
dla rozmiarów: A-1000L, B-1500L, C-2000L - Rura przepływowa z kołnierzem
A-DN50/B-DN80/C-DN100
8. Wyczystka
9. Strzemię



MODEL	H	H2	H3	H4	D	Operating pressure (bar)	Max. temperature (°C)	Weight (kg)
100 L	767	360	360	78	500	6	20	28
150 L	967	360	360	72	500	6	20	45
200 L	1066	360	360	84	550	6	20	48
300 L	1354	360	360	84	550	6	20	57
500 L	1439	370	360	91	750	6	20	115
1000 L	1952	638	638	202	908	8	20	208
1500 L	2335	700	638	240	1010	8	20	340
2000 L	2200	660	638	160	1210	10	20	435

IBO ITALY pressure tanks

Membrantanks

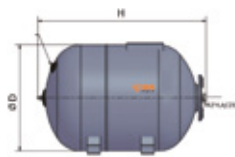
High-quality original materials, demanding tests at every stage of manufacturing process, and the expertise of engineers guarantee high resistance to wear. The 24L - 100L horizontal and 150L - 10000L vertical pressure tanks for storing water in water supply systems. IBO ITALY PRZEPONA pressure vessels are used to stabilize water pressure and increase the live volume of water supply systems. Designed to operate with pumps with parameters matching the tank parameters. The tanks are made of thick carbon steel and coated with a special anti-corrosion varnish. There are EPDM rubber diaphragms (manufactured in Italy) inside the tanks creating a membrane between the water inside it and the outer jacket of the tank. Compressed air between the membrane and the tank body releases water from the tank under pressure. By using tanks in booster sets, the number of pump starts in a given period of time can be limited, which results in the extended lifespan of the entire system. Tank volume refers to the body size - the volume of water inside the tank is the difference between the tank body volume and the volume of air around the membrane.

The tanks are equipped with a special valve for filling or releasing air from the tank - the same valve as the one used in car tyres is located at the rear of the tank, under the cover.

IBO pressure vessels are pressure equipment compliant with requirements of Directive 2014/68/EU.

Application:

Connected with surface or deep-well pumps, they create booster sets for supplying water to allotments, single and multi-family houses, farms and enterprises from their own intakes.



MODEL	Inlet/outlet (inch)	Operating temperature (°C)	Max. operating pressure (bar)	Max. tested PT pressure (bar)	Precharge pressure (bar)	Dimension D (cm)	Dimension H (mm)
Horizontal 24L	1	-10-100	10	15	2 +/-10%	335	465
Horizontal 50L	1	-10-100	10	15	2 +/-10%	385	590
Horizontal 80L	1	-10-100	10	15	2 +/-10%	445	650
Horizontal 100L	1	-10-100	10	15	2 +/-10%	550	680
Horizontal 150L	1	-10-100	10	15	3 +/-10%	920	500
Vertical 150L	1	-10-100	10	15	3 +/-10%	510	1090
Vertical 200L	1¼	-10-100	10	15	3 +/-10%	590	1100
Vertical 300L	1¼	-10-100	10	15	4 +/-10%	640	1250
Vertical 500L	1¼	-10-100	10	15	4 +/-10%	750	1550
Vertical 1000L	2	-10-100	10	15	4 +/-10%	800	2200
Vertical 1500L	2	-10-100	10	15	4 +/-10%	960	2350
Vertical 2000L	2	-10-100	10	15	4 +/-10%	1100	2450
Vertical 3000L	3	-10-100	10	15	4 +/-10%	1200	2700
Vertical 5000L	3	-10-100	10	15	4 +/-10%	1450	3400
Vertical 10000L	3	-10-100	10	15	4 +/-10%	1600	5900

CWU IBO ITALY pressure vessels

Membrantanks

High-quality original materials, demanding tests at every stage of manufacturing process, and the expertise of engineers guarantee high resistance to wear. IBO CWU 8L-50L expansion vessels for hot and cold drinking water supply systems, designed to maintain and stabilize the system pressure changes resulting from the increase in water volume. The tanks are made of thick carbon steel and coated with a special anti-corrosion varnish. There are rubber diaphragms (manufactured in Italy) inside the tanks creating a membrane between the water inside it and the outer jacket of the tank. The long-lasting maximum liquid operating temperature is 110°C, and up to 130°C for a period of 2 hours.

The tanks are equipped with a special valve for filling or releasing air from the tank - the same valve as the one used in car tyres is located at the rear of the tank, under the cover.

The outer surface is coated with epoxy powder paint.

IBO pressure vessels are pressure equipment compliant with requirements of Directive 2014/68/EU

The vessels can be used with mixtures of ethylene or propylene glycol.

They have very low gas permeability

Application:

In hot and cold drinking water supply system to maintain and stabilize the system pressure changes resulting from the increase in water volume.



MODEL	Inlet/outlet (inch)	Operating temperature (°C)	Max. operating pressure (bar)	Max. tested PT pressure (bar)	Precharge pressure (bar)	Dimension D (cm)	Dimension H (mm)
C.W.U ITALY vessel 8L	3/4	0-100 (130)	10	15	2,5 +/- 10%	200	330
C.W.U ITALY vessel 12L	3/4	0-100 (130)	10	15	2,5 +/- 10%	240	360
C.W.U ITALY vessel 19L	3/4	0-100 (130)	10	15	2,5 +/- 10%	300	365
C.W.U ITALY vessel 24L	3/4	0-100 (130)	10	15	2,5 +/- 10%	300	430
C.W.U vessel 36L	3/4	0-100 (130)	10	15	2,5 +/- 10%	350	760
C.W.U vessel 50L	3/4	0-100 (130)	10	15	2,5 +/- 10%	380	870

IBO ITALY SOLAR vessels

Diaphragm expansion vessels Membrantanks

High-quality original materials, demanding tests at every stage of production and the expertise of engineers ensure high resistance to wear.

IBO Solar diaphragm expansion vessels with capacities of 8L-50L are designed for use in solar installations in order to maintain and equalise pressure in them, changes of which result from an increase in water volume. The tanks are made of thick carbon steel and coated with a special anti-corrosion varnish. Inside the tanks there are rubber diaphragms made of EPDM (made in an Italian factory) forming a membrane between the water inside and the outer shell of the tank.

The long-term maximum working temperature of the fluid is 110°C and up to two hours even 130°C. The tanks use a special valve for adding or draining air from the tank - a valve identical to that in car wheels, located in the rear part of the tank, under the cover.

External surface with epoxy powder paint

IBO diaphragm expansion vessels are pressure equipment complying with the requirements of Directive 2014/68/EU Suitable for use with ethylene or propylene glycol mixtures Characterised by very low gas permeability.

Application:

In hot and cold potable water systems to maintain and equalise the pressure in the water, the variations of which are caused by the increase in water volume.



MODEL	Inlet/outlet (inch)	Operating temperature (°C)	Max. operating pressure (bar)	Max. tested PT pressure (bar)	Precharge pressure (bar)	Dimension D (cm)	Dimension H (mm)
VESSEL IBO SOLAR -8L	3/4	0-100 (130)	10	15	2,5 +/- -10%	200	360
VESSEL IBO SOLAR-12L	3/4	0-100 (130)	10	15	2,5 +/- -10%	240	380
VESSEL IBO SOLAR-19L	3/4	0-100 (130)	10	15	2,5 +/- -10%	270	390
VESSEL IBO SOLAR-24L	3/4	0-100 (130)	10	15	2,5 +/- -10%	300	440
VESSEL IBO SOLAR-36L	3/4	0-100 (130)	10	15	2,5 +/- -10%	350	440
VESSEL IBO SOLAR-50L	3/4	0-100 (130)	10	15	2,5 +/- -10%	350	720

IBO HEATS pressure vessels

For central heating systems
Membrantanks

IBO HEATS pressure vessels are designed for heating and solar systems to maintain and stabilize the system pressure changes resulting from the increase in fluid volume and temperature. The main function of pressure vessels is to prevent excessive pressure increase in closed systems.

Pressure vessels use air cushion to compensate for changes of the heating medium volume in closed circuits. Inside the steel vessel there is a replaceable EPDM (synthetic rubber) membrane with high tensile strength and high temperature resistance, separating the liquid from the air.

The tanks are equipped with a pressure valve to regulated the pressure inside the vessel and a replaceable flange made of galvanized steel with 3/4" inlet/outlet connection.

The vessels are intended for systems with the maximum 50% glycol content.

Vessels for suspension: 8L / 12L / 19L / 24L
Free-standing vessels: 36L / 50L / 80L / 100L

IBO HEATS pressure vessel are compliant with the Pressure Equipment Directive (PED) 2014/68/UE of the European Parliament and of the Council, as amended.



Model	Inlet/outlet (inch)	Operating temperature (°C)	Max. operating pressure (bar)	Max. pressure (bar)	Precharge pressure (bar)	Dimension D (cm)	Dimension H (mm)
IBO HEATS 8L	3/4"	0-99	8	12	1,7 +/- 10%	20	33
IBO HEATS 12L	3/4"	0-99	8	12	1,7 +/- 10%	27	31
IBO HEATS 19L	3/4"	0-99	8	12	1,7 +/- 10%	27	40
IBO HEATS 24L	3/4"	0-99	8	12	1,7 +/- 10%	27	46
IBO HEATS 36L	3/4"	0-99	8	12	1,7 +/- 10%	35	44
IBO HEATS 50L	3/4"	0-99	8	12	1,7 +/- 10%	35	55
IBO HEATS 80L	3/4"	0-99	8	12	1,7 +/- 10%	45	59
IBO HEATS 100L	3/4"	0-99	8	12	1,7 +/- 10%	45	65